

**GRADE 8: SP / GSHS / Athlone / NH**  
**CREATIVE ARTS – VISUAL ART (TOPIC 3) PAPER 1**  
**JUNE 2018**

MARKS: 40  
 TIME: 1 Hour

<b>Name and Surname</b>	: .....
<b>School</b>	: .....
<b>Art Teacher</b>	: .....

**Instructions:**

- 1 Write your name, surname, school's name and PCAC art teacher's name clearly in the space provided.
- 2 Answer all the questions in the spaces provided on the paper.
- 3 Read each question carefully before answering.



**QUESTION 1: ELEMENTS OF ART/ DESIGN**


**[10]**

**LINE FORM SHAPE TEXTURE**

- 1.1. Choose an *Element of Art* from the list above that **BEST** describes the picture and answer the questions below. An element can only be used once in your answer.

/6

	Element: _____ /1 How is it used? _____ _____ _____ _____ /1
	Element: _____ /1 How is it used? _____ _____ _____ _____ /1

	Element: _____ /1
	How is it used?
	_____
	_____ /1

1.2. Name **TWO** colours that are considered to be *warm*.

\_\_\_\_\_ /2


1.3. What is your definition of *complementary colours*? Give an example of a complementary colour relationship to support your answer.


\_\_\_\_\_  
 \_\_\_\_\_  
 \_\_\_\_\_ /2

**QUESTION 2: SUBJECT MATTER CATEGORIES**

**[8]**

2.1. Look at the images below and identify the *Subject Matter*. Remember to support your answer with a reason.

	Subject matter: _____ /1
	Reason:
	_____
	_____ /1



Subject matter: \_\_\_\_\_ /1

Reason:

---

---

---

---

/1



Subject matter: \_\_\_\_\_ /1

Reason:

---

---

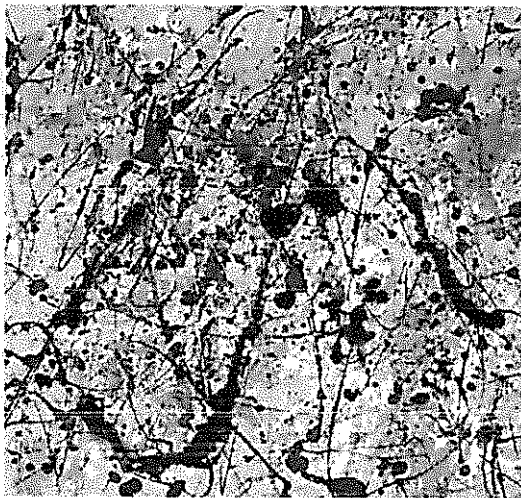
---

---

/1

2.2 . How would you describe the Subject Matter in this image below? Give a reason for your answer.

/2



---

---

---

---

---

---

---

---

---




---


**QUESTION 3: STYLE CATEGORIES**

**[8]**

**STYLIZED EXPRESSIVE NATURALISTIC**

3.1. Identify the **STYLE** that the artwork was done in by picking the best option from the list above.  
Write the correct answer in the spaces provided and give a reason for your answer.

	<p>Style: _____ /1</p> <p>Reason:</p> <p>_____</p> <p>_____</p> <p>_____</p> <p>_____ /1</p>
	<p>Style: _____ /1</p> <p>Reason:</p> <p>_____</p> <p>_____</p> <p>_____</p> <p>_____ /1</p>
	<p>Style: _____ /1</p> <p>Reason:</p> <p>_____</p> <p>_____</p> <p>_____</p> <p>_____ /1</p>

	Style: _____ /1
	Reason:
	_____
	_____
	_____ /1

**QUESTION 4: VISUAL ANALYSIS**

**[10]**



Gerard Sekoto, **Boy with Candle** , 1943

4.1. Study the artwork above. Write a short analysis in the space provided.

***Use full sentences, write in paragraphs and do not use bullets, stars or numbers.***

**Mention/ answer the following questions in your essay -**



- What is the name of the artist? (1)
- What is the title of the artwork? (1)
- What is the subject matter of the artwork? Describe what you see. (2)
- What style did the artist use to make this painting? Support your answer. (2)
- Name two Elements of Art that was used in the artwork. Describe how they were used. (4)



**QUESTION 5: ARTWORK COPY**

**[4]**

Look carefully at the artwork below and make a copy of the images in the space provided on this page. Start with a line drawing and then add tone and texture.



**GRAND TOTAL**

**(40)**