



# basic education

Department:  
Basic Education  
REPUBLIC OF SOUTH AFRICA

MARKS	
-------	--

## ANNUAL NATIONAL ASSESSMENT 2014 GRADE 5 MATHEMATICS TEST

MARKS: 60

TIME: 90 minutes

PROVINCE \_\_\_\_\_

REGION \_\_\_\_\_

DISTRICT \_\_\_\_\_

SCHOOL NAME \_\_\_\_\_

EMIS NUMBER (9 digits)

--	--	--	--	--	--	--	--	--

CLASS (e.g. 5A) \_\_\_\_\_

SURNAME \_\_\_\_\_

NAME \_\_\_\_\_

GENDER (✓)

BOY	
-----	--

GIRL	
------	--

DATE OF BIRTH

C	C	Y	Y	M	M	D	D
---	---	---	---	---	---	---	---

This test consists of 13 pages, excluding the cover page.

### Instructions to the learner

1. Read all the instructions carefully.
2. Question 1 consists of 8 multiple-choice questions. You must circle the letter of the correct answer.
3. Answer Questions 2 to 22 in the spaces or frames provided.
4. All working must be shown on the question paper and must not be done on rough paper.
5. The test duration is 90 minutes.
6. The test is out of 60 marks.
7. The teacher will lead you through the practice question before you start the test.
8. The use of a calculator is not allowed.

### Practice question

Circle the letter of the correct answer.

$$8 \times 6 = \underline{\quad}$$

- A 48
- B 84
- C 72
- D 60

You have done it correctly if you circled **A** above.

### NB.

- You will answer more questions like the one you have just completed.
- Do your best to answer each question even if you are not sure of the answer.
- Write down the answer that you think is the best and move to the next question.
- When you have answered all the questions on a page, please move to the next page.
- Look only at your own work.

**The test starts on the next page.**

1. Circle the letter of the correct answer.

1.1 462 473 rounded off to the nearest 5 is ...

A 462 470

B 462 475

C 462 479

D 462 480

(1)

1.2 The value of the underlined digit in 321 931 is ...

A 2HTh

B 20 000

C 2 000

D Ten Thousand

(1)

1.3 Which three numbers will complete the number pattern?

312 ; 318 ; 324 ; 330 ; \_\_\_\_\_ ; \_\_\_\_\_ ; \_\_\_\_\_ ; 354.

A 336 ; 342 ; 346

B 332 ; 342 ; 348

C 336 ; 342 ; 348

D 336 ; 344 ; 348

(1)

1.4 It is now 11:45. What will the time be 1 hour and 50 minutes later?

A 12:35

B 01:35

C 00:35

D 13:35

(1)

1.5 Which one of the following numbers is not a factor of 54?

A 2

B 4

C 9

D 6

(1)

1.6 Arrange the following units from the least to the most.  
5 *l*, 50 *ml*, 500 *ml*

A 5 *l*, 50 *ml*, 500 *ml*

B 5 *l*, 500 *ml*, 50 *ml*

C 50 *ml*, 5 *l*, 500 *ml*

D 50 *ml*, 500 *ml*, 5 *l*

(1)

1.7 Which view of the shoe below is shown?



- A front view
- B back view
- C side view
- D top view

(1)

1.8 The item that occurs the most in a data set is called the ...

- A mean
- B mode
- C median
- D range

(1)

2. Write down the multiple of 49 between 50 and 100.

\_\_\_\_\_

(1)

3. Complete:

$$654\,098 = (\text{_____} \times 100\,000) + (5 \times 10\,000) + (4 \times \text{_____}) + (9 \times 10) + 8 \quad (2)$$

4. Write down the missing number in  $\frac{9}{12} = \frac{\text{_____}}{4}$


(1)

5. Write down the value of  $p$  and  $t$ .

$x$	1	2	3	4	$t$
$y$	1	4	$p$	16	25

$p = \underline{\hspace{2cm}}$  and  $t = \underline{\hspace{2cm}}$  (2)

6. Draw extra pictures in the last frame so that the ratio of the number of pictures of hearts to the number of pictures of stars is the same in all the frames.



(2)


7. Complete:

7.1  $6 \times (2 + 4) = (6 \times 2) + (\underline{\hspace{2cm}})$  (1)

7.2  $1 + (3 + 5) = (1 + 3) + \underline{\hspace{2cm}}$  (1)


8. Calculate the answers for Questions 8.1 to 8.6.

8.1  $7\,000 + 456 + 98\,734$



(2)


8.2  $78\,954 - 4\,563$



(2)

8.3

$456 \times 64$



(3)

8.4


$3\frac{4}{7} + 5\frac{3}{7}$



(2)



8.5  $5\frac{4}{9} - 3\frac{2}{9}$



(2)

9. Complete:

$$294 \div 21$$

$$= 294 \div \underline{\hspace{2cm}} \div 3$$

$$= \underline{\hspace{2cm}} \div 3$$

$$= \underline{\hspace{2cm}}$$

(3)

10. Fill in the next 2 numbers in the following number pattern.

56 ; 49 ; 42 ;        ;       .

(2)

11.



How many matches are needed to make the 4<sup>th</sup> shape in the above pattern of matches?

\_\_\_\_\_

(1)

12. Two families plan a holiday together. The Khumalo family saves R18 975 and the Sibawu family saves R21 762 towards the holiday costs. How much have they saved altogether?

(2)


13. Write an open number sentence for the following statement. Do not do the calculation.

Madiba Primary School planted 24 trees last year. Half of the trees didn't survive the winter and 2 more were damaged by the hail. How many were left?

---


(1)

14. Complete the table:

	<b>Name of the object</b>	<b>Number of faces</b>	<b>Name the shape(s) of the faces</b>
			

(4)

15. Calculate the perimeter of a rectangular soccer field with the measurements as indicated in the diagram.



---

---

---

(2)

16. Zahreen's height is  $1\text{ m } 20\text{ cm}$  and Layyah's height is  $63\text{ cm}$ . How many centimetres does Layyah need to grow to be the same height as Zahreen?

---

---


(2)

17. Complete:  $1\ 330\text{ g} = \underline{\hspace{1cm}}\text{ kg } \underline{\hspace{1cm}}\text{ g}$

(1)



18. Which transformation(s) changed the position of the shape from A to B?



---

---

(2)

19. Study the temperatures in the table below and answer the questions that follow.

<b>Monday</b> 9°	<b>Tuesday</b> 8°	<b>Wednesday</b> 10°	<b>Thursday</b> 9°	<b>Friday</b> 5°	<b>Saturday</b> 9°	<b>Sunday</b> 10°
---------------------	----------------------	-------------------------	-----------------------	---------------------	-----------------------	----------------------

19.1 During which season of the year were the above temperatures recorded?

---

(1)

19.2 Which day was the coldest?

---

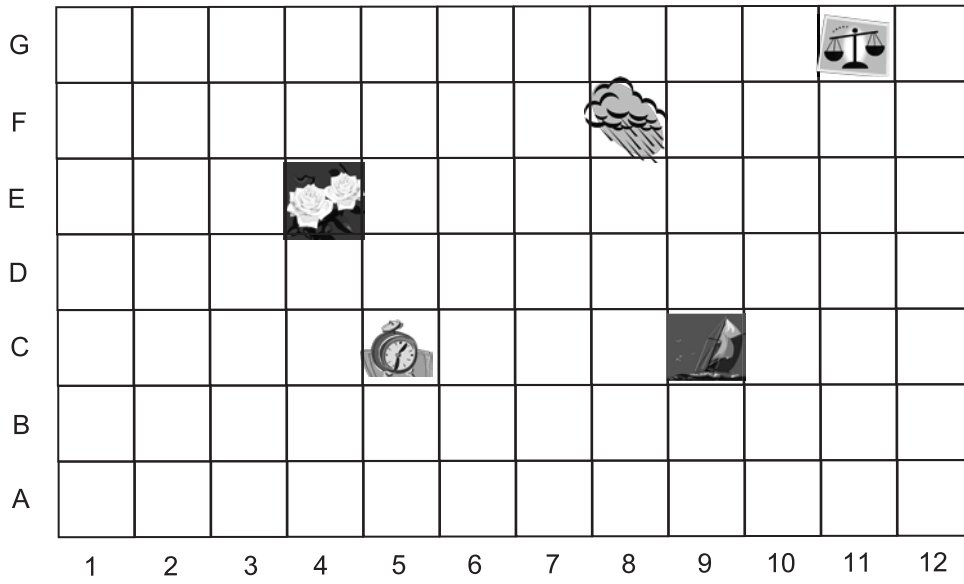
(1)



20. Write down the co-ordinates of the following objects shown in the grid.

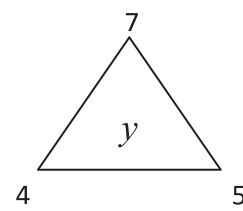
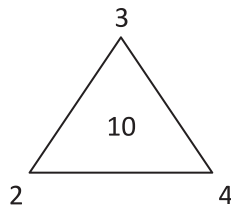
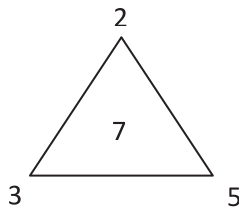
20.1 Roses: \_\_\_\_\_

20.2 Clouds: \_\_\_\_\_



(2)

21. What is the value of the number represented by  $y$  in the third triangle?

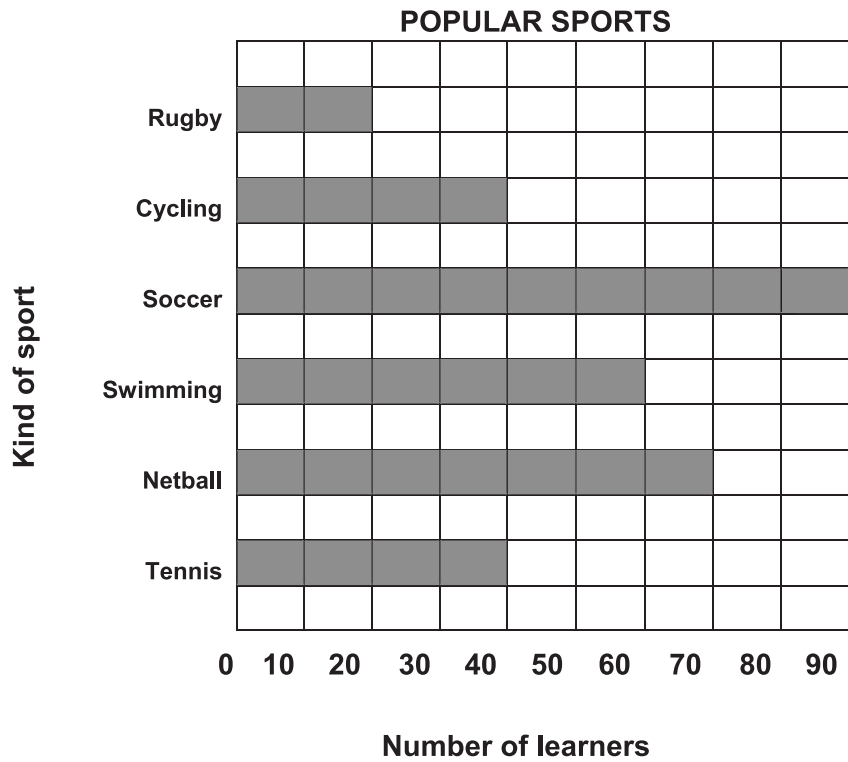


$y =$  \_\_\_\_\_

(2)



22. This bar graph shows the most popular kind of sport amongst learners in Grade 5.



- 22.1 Which is the most popular kind of sport in Grade 5?  
\_\_\_\_\_ (1)
- 22.2 Which is the least popular kind of sport?  
\_\_\_\_\_ (1)
- 22.3 How many learners prefer soccer to rugby?  
\_\_\_\_\_ (1)
- 22.4 How many learners are there in this Grade 5 group?  
\_\_\_\_\_ (2)

**TOTAL: 60**



